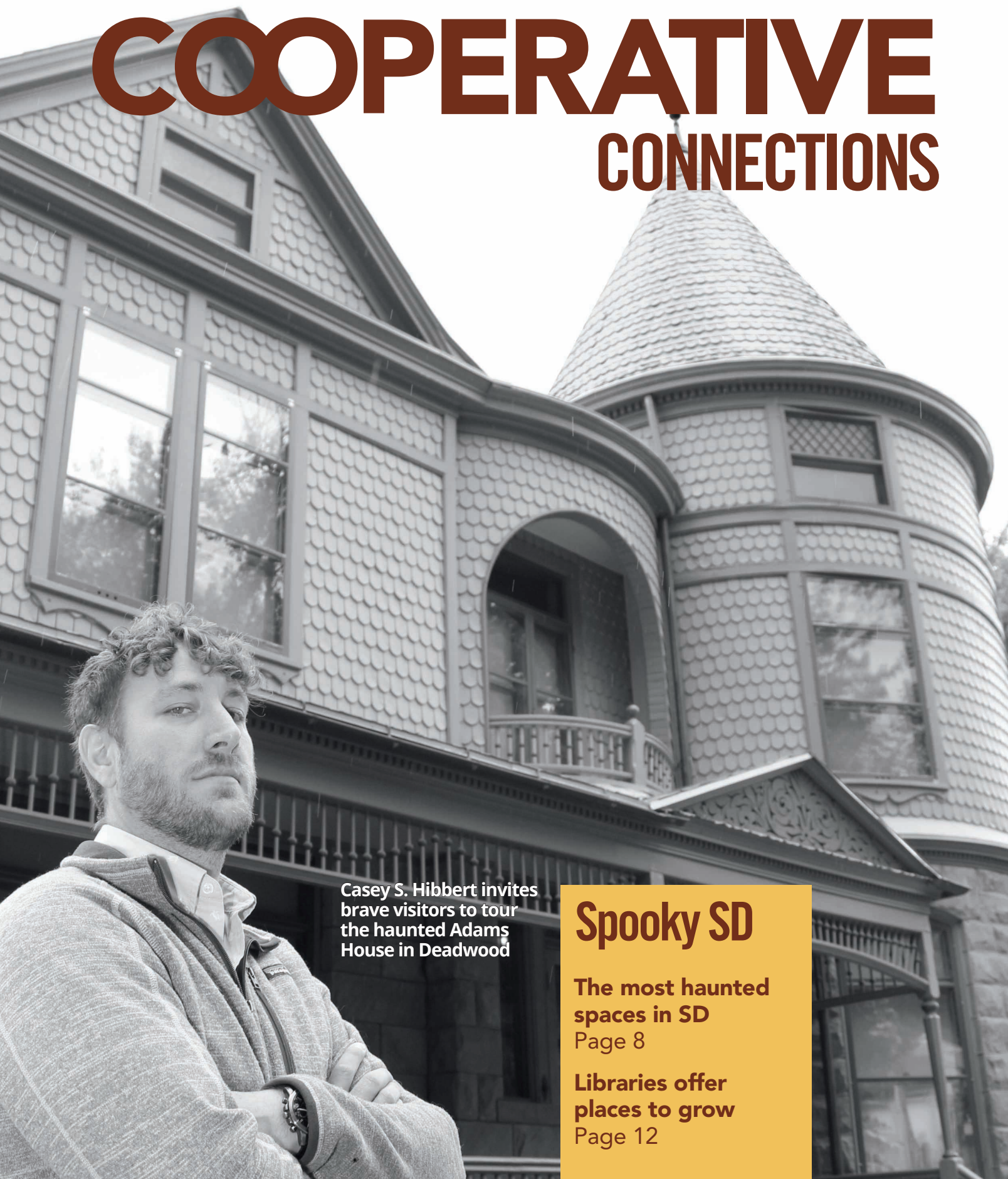




SIoux VALLEY
ENERGY
A Touchstone Energy Cooperative

SIoux VALLEY ENERGY
OCTOBER 2021 VOL. 22 NO. 6

COOPERATIVE CONNECTIONS



Casey S. Hibbert invites
brave visitors to tour
the haunted Adams
House in Deadwood

Spooky SD

**The most haunted
spaces in SD**

Page 8

**Libraries offer
places to grow**

Page 12

Board sets Cooperative strategy; plans for the future



Tim McCarthy
General Manager/
Chief Executive
Officer

One of the major responsibilities of the Sioux Valley Energy Board of Directors is to set direction for the organization, which they do through strategic planning each year. The Cooperative's Balanced Scorecard you see in our offices and on our website was developed with input from the Board during one of those planning sessions several years ago. The Balanced Scorecard is the overall strategy of the Cooperative and under each of the Balanced Scorecard's building blocks, there are initiatives developed and carried out yearly to ensure we are working towards that strategy and direction set by the Board.

The Board's most recent planning session was held in August where they reviewed the current Balanced Scorecard. They made the decision to adjust one of the Cooperative's guiding principles. 'Customer Focus' was changed to 'Member Focus' to recognize that our members are an important part of the Cooperative's foundation which guides everything we do.

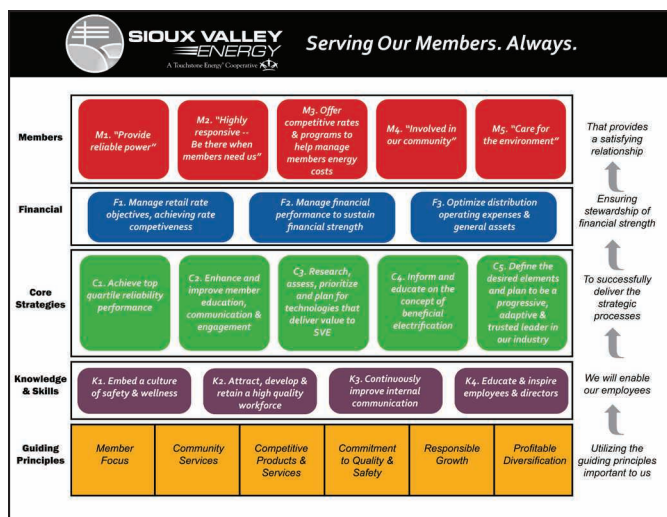
In addition to the Balanced Scorecard review, the Board learned more about population and growth trends within the Co-op's service territory and how those factors may impact future facility asset needs. During the strategy session, they considered potential rate impacts related to expansion or construction of future office and operational facilities. Based on that information, the Board asked the Strategic Leadership Team to research and develop a two-phase plan to address both current and future operational/office needs of the Cooperative. The Leadership Team will work to develop a facility asset strategy that will be proposed in the 2022 workplan and budget.

The Board considered the Cooperative's capital credit policy which is currently a "hybrid" method in which 70 percent of the total retirement is used to retire the oldest capital credits and 30 percent is used to retire the newest capital credits. This method allows for both old and new members to receive a portion of their capital credits. The Strategic Leadership Team plans to continue to evaluate this method and will provide a final recommendation in the 2022 workplan and budget.

Finally, to end the strategy session, the Board reviewed two building blocks on the Balanced Scorecard—M4. Involved in Our Community and M5. Care for the Environment. The

Board determined current initiatives under M5. Care for the Environment were in line with the overall strategy of the Cooperative. The Board did express interest in expanding community involvement and economic development within the Sioux Valley Energy service territory. The Strategic Leadership Team plans to review and research those areas to develop a recommendation for the 2022 workplan and budget.

We will communicate these plans as they develop and are considered by the Board of Directors.



COOPERATIVE CONNECTIONS

SIoux VALLEY ENERGY

(USPS No. 497-440)

Board President: Gary Fish

Board of Directors

- | | |
|-------------------------------|----------------------|
| Dan Leuthold - Vice President | Dr. Leslie Heinemann |
| Don DeGreef - Secretary | Gregg Johnson |
| Dave Daniel - Treasurer | Mark Rogen |
| Rodney DeMent | Lucas Roskamp |
| Allan Weinacht | |

CEO/General Manager: Tim McCarthy

Chief Financial Officer: Betty VanDerWerff

V.P. of Engineering & Operations: Ted Smith

V.P. of Human Resources & Member Services: Debra Biever

V.P. of Public Relations: Carrie Vugteveen, Editor

Executive Assistant: Brenda Schelhaas

Sioux Valley Energy Cooperative Connections is the monthly publication for the members of Sioux Valley Energy, PO Box 216, Colman, SD 57017. Families subscribe to *Sioux Valley Energy Cooperative Connections* as part of their electric cooperative membership. The purpose of *Sioux Valley Energy Cooperative Connections* is to provide reliable, helpful information to Sioux Valley Energy members on electric cooperative matters and better living.

Subscription information: Sioux Valley Energy members devote 50 cents from their monthly electric payments for a subscription. Non-member subscriptions are available for \$12 annually. Periodicals Postage Paid at Colman, SD 57017 and at additional mailing offices.

POSTMASTER: Please send address changes to *Sioux Valley Energy Cooperative Connections*, PO Box 216, Colman, SD 57017; telephone 605-534-3535; toll free 800-234-1960.

How to contact us: Phone: 1-800-234-1960
e-mail: sve@siouxvalleyenergy.com
Website: www.siouxvalleyenergy.com

In accordance with Federal civil rights law and U.S. Department of Agriculture (USDA) civil rights regulations and policies, the USDA, its agencies, offices and employees, and institutions participating in or administering USDA programs are prohibited from discriminating on the basis of race, color, national origin, age or disability. Remedies and complaint filing deadlines vary by program or incident. Persons with disabilities who require alternative means of communication for program information (e.g. Braille, large print, audiotape, American Sign Language, etc.) should contact the responsible Agency or USDA's TARGET Center at (202) 720-2600 (voice and TTY) or contact USDA through the Federal Relay Service at (800) 877-8339. Additionally, program information may be made available in languages other than English.

To file a program discrimination complaint, complete the USDA Program Discrimination Complaint Form, AD-3027, found on-line at http://www.ascr.usda.gov/complaint_filing_cust.html, and at any USDA office, or write a letter addressed to USDA and provide in the letter all of the information requested in the form. To request a copy of the complaint form, call (866) 632-9992. Submit your completed complaint form or letter to USDA by:

- (1) mail: U.S. Department of Agriculture
Office of the Assistant Secretary for Civil Rights
1400 Independence Avenue, S.W.
Washington, D.C. 20250-9410
- (2) fax: (202) 690-7442; or
- (3) email: program.intake@usda.gov

Sioux Valley Energy is an equal opportunity provider and employer.

SCHOLAR OF THE WEEK

Alivia Spilde, a senior at Oldham-Ramona High school, was selected as the Touchstone Energy® Scholar of the Week for the week of September 13. Alivia was recognized with a cash award by Sioux Valley Energy and was featured on Dakota News Now for her accomplishments. She is the daughter of Daren and Ginger Spilde of Ramona, S.D.



Sioux Valley Energy Public Relations Coordinator Lori George presents Alivia Spilde with her check for being named a Touchstone Energy® Scholar of the Week.

Recipients are highly motivated high school seniors who excel in the classroom and community. This program was founded on the four pillars of Touchstone Energy: Integrity, Accountability, Innovation and a Commitment to Community.

Alivia is involved in National Honor Society, student council, band, oral interpretation, volleyball, basketball, Luther League, softball, Girls State 2021, and Junior Auxiliary. She has received awards for citizenship and perfect attendance.

RIDE AND DRIVE EVENT

& Electric Vehicle Show

Join us for **DRIVE ELECTRIC** National Drive Electric Week

Take a ride or test drive **EVie**, Sioux Valley Energy's Nissan Leaf electric vehicle.

Check out electric vehicles from area EV dealers, SVE members, and the SD Tesla Owners Club.



GO ELECTRIC!

4:30 p.m.-7:00 p.m.

Tuesday, Sept. 28

Brandon Service Center | 108 N Heritage Rd, Brandon, SD



SIoux VALLEY ENERGY
A Touchstone Energy® Cooperative



National Drive Electric Week
DRIVE ELECTRIC

Exclusive automotive sponsor since 2012
Nissan LEAF owners have driven over 5 billion EV miles globally

Practice fire safety this fall and winter

When the weather turns colder, you inevitably start hearing more news about house fires. Even a small fire can be devastating.

Most house fires are caused by cooking that gets out of hand, according to the National Fire Protection Association. But the second most common cause is materials in the home that catch fire. This often occurs when a heat source, such as a space heater or flying embers from a fireplace, comes into contact with fabric or paper, which then ignite. Once a fire starts, it can move so rapidly that even the best efforts to put it out may fail.

When it comes to old houses, the risks are even higher. The older the wood is that a house is constructed of, the faster it burns. Once flames invade the walls of an old house, they move with frightening speed.

Fire protection in any home is absolutely necessary, but even more careful precautions should be taken if your house is older. Here's how to help ensure the safety of your house and everyone in it.

Smoke detectors. These are the first and best line of defense; they allow you to get out of the house at the first whiff of smoke. The NFPA found that six in 10 deaths in house fires occurred in homes that did not have working smoke detectors. Go beyond the federal recommendations and put a smoke detector in every room. Stay on the even safer side by opting for those that detect both smoke and carbon monoxide.

Fire extinguishers. Keep small fires from getting out of control with fire extinguishers that are easily accessible. Choose several fire extinguishers that are light enough for even kids to handle. Make sure they have simple pull mechanisms that don't require much strength. Look for fire extinguishers that work for various parts of the house; for instance, an extinguisher in the kitchen should be able to handle grease fires.

Install arc-fault interrupters. These ingenious little gadgets detect the electrical arcing that occurs when an old wire buried deep in your wall begins to fail. Speak with an electrician about where best to install interrupters and how your particular ones work.

Maintain it all. Finally, test everything on a regular basis. Smoke detectors should be tested every month, their batteries replaced every six months, and old smoke detectors replaced every 10 years. Opt to purchase an extra fire extinguisher so your family can take it to the backyard and practice using it.

Have a plan. What if the worst happens and those smoke detectors go off? Have a plan to get out fast. Make sure those on upper floors have a fire ladder that can get them safely to the ground. Designate a meeting place for all family members, and practice your safety plan at least once every six months.

Does all of this sound like overkill? It's not! Fire safety is imperative year-round for every home. Your home deserves to have the care required to keep it safe and sturdy, but more importantly, your family deserves the peace of mind that comes from knowing they are protected in an emergency.

WE'VE GOT SD COVERED



South Dakota's electric cooperatives deliver affordable, reliable power to our members in every corner of the state. But we do so much more!

Visit our Co-op Connections Plus YouTube channel and you'll see co-ops in action providing valuable consumer information at Dakotafest and the South Dakota State Fair. You'll see co-ops at local community events and youth leadership programs. We've got South Dakota covered!

Simply scan the QR code to the right and be sure to subscribe!



Call 811 before you dig!

Fletcher Nutt

Fletcher reminds readers of Cooperative Connections to be sure to call 811 before digging. Fletcher's parents are Donald Nutt and Amanda Larron of Sioux Falls.

Kids, send your drawing with an electrical safety tip to your local electric cooperative (address found on Page 3). If your poster is published, you'll receive a prize. All entries must include your name, age, mailing address and the names of your parents. Colored drawings are encouraged.

PERFECT PASTA PICKS

RATTLESNAKE PASTA

Ingredients:
 1/4 c buttery spread
 2 T all-purpose flour
 3/4 c dairy milk
 1/2 c vegetable broth
 1 T vegetable base
 1/2 c Parmesan cheese, shredded
 salt, to taste (optional)
 pepper, to taste (optional)
 1/4 c pickled jalapeno slices
 3 T minced garlic
 10 oz. cooked rotisserie chicken, shredded
 1 green bell pepper, sliced
 1 red bell pepper, sliced
 1 handful fresh cilantro, minced
 1 pound whole-wheat linguini, cooked

METHOD

In medium pot, melt buttery spread then add flour; mix well. Slowly add dairy milk and vegetable broth, stirring well. Add vegetable base and Parmesan cheese; heat slowly until thickened. Add salt and pepper, to taste, if desired. Add jalapenos, garlic, bell peppers and roasted chicken; heat thoroughly. Serve over cooked linguini.

Family Features

HERB BAKED CHICKEN AND PASTA

Ingredients:
 2 cups uncooked medium pasta, such as rotini, penne or ziti
 1 pound uncooked boneless skinless chicken breasts, cut into 1-inch cubes
 2 cups shredded mozzarella cheese, divided
 1 1/2 cups water
 1 package McCormick® Italian Herb Baked Chicken & Pasta Seasoning Mix
 1 can (14 1/2 ounces) petite diced tomatoes, undrained

METHOD

Preheat oven to 375°F. Place pasta, chicken and 1 cup of the cheese in 13x9-inch baking dish. Mix water, Seasoning Mix and tomatoes until well blended. Pour over pasta and chicken. Stir to coat well, making sure most of the pasta is covered with sauce. Cover with foil. Bake 45 minutes or until chicken is cooked through. Remove foil and stir. Sprinkle with remaining 1 cup cheese. Bake, uncovered, 5 minutes longer or until cheese is melted. Let stand 5 minutes. (Sauce will continue to thicken upon standing.)
mccormick.com

SPAGHETTI PIE

Ingredients:
 6 oz. spaghetti
 2 T. butter
 2 well beaten eggs
 1/3 c. Parmesan cheese
 1 c. cottage cheese
 1 lb. ground beef
 1/4 c. chopped green pepper
 1/2 c. chopped onion
 2 c. chopped tomatoes
 1 tsp. sugar
 1 tsp. oregano
 1/2 tsp. garlic salt
 1/2 c. shredded mozzarella

METHOD

Cook spaghetti, drain. Stir in butter, Parmesan cheese and eggs. In buttered 10 inch pie plate, form the mixture into a crust. Spread the cottage cheese over crust. Cook beef until browned. Drain fat. Stir tomatoes, sugar, oregano and garlic salt into cooked beef. Put all in spaghetti crust. Bake 350 degrees for 25 minutes. Add mozzarella and cook five minutes more or until cheese is melted. Bulk sausage may replace ground beef.

Linda Sherry, Sioux Falls

Please send your favorite dairy recipes to your local electric cooperative (address found on Page 3). Each recipe printed will be entered into a drawing for a prize in December 2021. All entries must include your name, mailing address, phone number and cooperative name.

JUST RIGHT!

Proper sizing is important to meet your future electrical needs



Sheila Gross
Energy Services
Specialist

Is the home of today ready to be the home of tomorrow?

Growing interest in electric vehicles will increase demand on a home's electrical wiring needs, especially for those who plan to charge at home. Charging at home allows for off-peak charging rates and other benefits. How a vehicle is charged can be dictated by the wiring decisions made.

Current EVs using Level 2 chargers need between 7 kW and 20 kW, with a 10 kW charger being fairly common (SVE's Nissan Leaf uses a 6.6 kW charger.) As more all-wheel drive and truck options become available, larger kW chargers up to 20 kW may be applicable.

Level 1 chargers use a typical 15- to 20-amp, 120-volt receptacle and require 1,300 to 1,900 watts. This is the slowest type of charging and may take more than a day to fully charge. Level 2 chargers require a 50-amp, 240-volt receptacle NEMA 14-50. This 50-amp circuit has a capacity of 9,600 watts continuously and can fully charge a battery in four to six hours.

If you are building a new home or as you look to add EV technology to an existing home, it will be important for you to analyze the electrical load in your home and kW of charging equipment to determine if a 200-amp or 400-amp service is

needed. Sizing also depends on what equipment will be running at the same time as the EV charger. In most cases, much of the EV charging will be done at night when you are not utilizing all the appliances in your home at full capacity. Now, what if the homeowner is planning on two EVs? You may want to consider multiple EV chargers in a garage. This could affect not only the service size but also the circuitry/conduit sizing to the garage.

Through August, 407 requests for new services were received by SVE. If you are building, please make sure your builder/ electrician knows not only what your current electrical needs are, but also plans for your future needs when they meet with our engineering department. SVE is your resource for advice and assistance. If you would like to learn more about electric vehicle technology or have questions on an application for your home, contact us at 800-234-1960. Rebates are available for EV charging equipment and for prewiring a new home to be EV-ready, along with special off-peak charging rates including a whole-home time of use rate.

Contact Sheila Gross at sheila.gross@siouxvalleyenergy.com to learn more.



WIN AN E-BIKE!

For our September Energy Makeover Contest, you can register to win this \$1,200 e-bike!

REGISTER TO WIN

Register to win an e-bike! You can register online at www.siouxvalleyenergy.com or by filling out the form below. Attend the National Drive Electric Week Ride and Drive Event on Sept. 28 for an additional registration opportunity. Register by Sept. 28 for your chance to win!

PLEASE REGISTER ME TO WIN! I would also like to be contacted about the topics below.

Name: _____
 Address: _____ City: _____ State: _____ ZIP: _____
 Account #: _____ Phone #: _____ Email: _____

Mail this form to: Sioux Valley Energy, PO Box 216, Colman, SD 57017

I WOULD LIKE MORE INFORMATION ON:

- | | | |
|---|--|--|
| <input type="checkbox"/> Heat Pump Rebate | <input type="checkbox"/> Third-Party Irrigation Rebate | <input type="checkbox"/> Energy Saving Tips |
| <input type="checkbox"/> Electric Heat Rate | <input type="checkbox"/> SmartHub Account Tool | <input type="checkbox"/> Interlock Kit/Generator |
| <input type="checkbox"/> Energy Audit | <input type="checkbox"/> Smart Thermostat Rebate | <input type="checkbox"/> Marathon/Westinghouse Water Heaters |
| <input type="checkbox"/> Loan Program | <input type="checkbox"/> Commercial/Ag LED Program | |
| <input type="checkbox"/> Electric Vehicle Program | <input type="checkbox"/> Commercial Heat Rebates | |
| <input type="checkbox"/> Time of Use Rate | <input type="checkbox"/> Renewable Energy Credit | |

HOW TO READ YOUR BILL

The information on your electric bill can provide insight

The chart below walks you through a sample electric bill from Sioux Valley Energy and all the nuggets of information it contains. Understanding the bill will help you and your family learn how your monthly energy dollar is spent. For more information, give one of our Member Service Representatives a call at 877-511-8062.

General contact information is printed here.


Member name and billing address is printed here.

The location, service address, description, rate class and meter information is provided here.

A monthly usage graph with up to 24 months of history is provided here.

**Bill Pay Options:
Be sure to return the bottom portion of the bill with your payment.**

1. Mail your payment.
2. Pay in person.
3. Place your payment in the dropbox at an office.
4. Pay by bank draft or recurring credit card payment.
5. Sign up using SmartHub at www.siouxvalleyenergy.com.
6. Pay by phone by calling 877-779-7476.



SIoux VALLEY ENERGY
A Touchstone Energy® Cooperative

PO Box 216
Colman, SD 57017-0216
1-800-234-1960

Pay By Phone 877-779-7476
Billing Inquiries 877-511-8062
www.siouxvalleyenergy.com
Office Hours: 7:30 AM to 4:30 PM Monday through Friday

MS JANE DOE
JOHN DOE
000 0000 ST.
TOWN SD 00000-0000

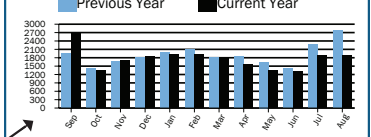
Service Address: 000 0000 ST. Map Location: 123-4-567-89-0

Account Number	000000000
Statement Date	08/13/2021
Payment Due	08/26/2021

Billing Summary	
Previous Balance	184.00
Payment	-200.00
Balance Forward	-16.00
Current Budget Amount	192.00
Budget Amount Due 08/26/2021	176.00

Meter Number	Rate	Services	From	To	Readings Previous	Readings Present	Difference	Meter Multiplier	kWh Usage	Demand Usage
12345	RESIDENTIAL W/AREA LIGHTING		07/06/21	08/06/21	20190	22085	1895	1	1895	11.910

kWh Usage History



COMPARISONS	DAYS	kWh	AVG TEMP	AVG kWh
Current Month	31	1895	75	61
Previous Month	30	1877	76	63
Same Month Last Year	31	2769	75	89

Avg Cost Per Day: 6.94

Current Service Detail


ENERGY CHARGE	1,895 kWh @ 0.10260	194.43
BASIC SERVICE		23.25
WATER HEATER DISCOUNT		-6.00
CONTROLLED A/C DISCOUNT		-6.00
SUB TOTAL		205.68
TAXES		9.26
OPERATION ROUND-UP		0.06
TOTAL CURRENT CHARGES		215.00
PRIOR BALANCE AS OF BILLING DATE		-192.00
ELECTRIC BUDGET BILLING		192.00
TOTAL AMOUNT DUE		176.00

BUDGET PLAN SUMMARY
ACTUAL VS BUDGET BILLING: 23.00


RETURN BOTTOM PORTION WITH YOUR PAYMENT. PLEASE DO NOT FOLD, STAPLE, TAPE, OR PAPERCLIP.

MEMBER NAME: MS JANE DOE
Primary Phone: (000) 000-0000
Secondary Phone: None on File
Map Location: 123-4-567-89-0
Please notify us of any changes to your personal information below:

Address/Box Number	City	State	Zip
Primary Phone Number	Secondary Phone Number		




We Accept:



Pay-By-Phone
877-779-7476

Pay-Online at www.siouxvalleyenergy.com

SIoux VALLEY ENERGY
PO BOX 5512
SIoux FALLS, SD 57117-5512



The account # and statement date are listed at the top.

This section contains the beginning balance, payments, adjustments, current charges and the account balance.

The detail of the charges for this meter is shown here.

Other charges associated with the service are listed here.

The total billed amount for this service is at the bottom of this section. If you have budget billing, it will show the difference between budget and actual.

The total amount due for all services is printed here. Please include the bottom portion of the statement with your payment.

Payments should be mailed to the address indicated on the stub. Please make sure the address is visible through the window on the return envelope.



SEARCHING FOR SPOOKS

Casey S. Hibbert peers out into the natural world through a window in the top floor of the haunted Adams House in Deadwood. *Photos by Billy Gibson*

Paranormal enthusiasts search for signs of the hereafter in SD's haunted spaces

Billy Gibson

billy.gibson@sdrea.coop

Those eerie, creaky footsteps heard coming from the stairwell in Deadwood's historic Adams House could be the restless spirit of former owner W.E. Adams. Or they could simply be a figment of the imagination.

Maurice "Mo" Miller isn't going to try to convince you either way. He just wants to collect evidence that there was in fact an unexplained sound and let you draw your own conclusions.

Miller is founder and lead sleuth of the Black Hills Paranormal Investigations team. He and his six-member squad aren't out to bust ghosts or chase mischievous spirits away. They only want to make a friendly connection with inhabitants of the afterlife, maybe say hello and spend some quality time together.

For the past 10 years, Miller and his crew have been conducting their missions all across the Black Hills area and have logged scores of audio recordings and other evidence they offer as possible proof of the existence of the hereafter.

Every October, Miller invites fearless guests to accompany the investigators on their missions. But he often warns visitors beforehand: Don't come dressed in a Dracula costume or some silly getup - this is serious business.

"This isn't a dog-and-pony show," Miller said. "We never do investigations with the public on Halloween because people will come dressed up as a vampire or a witch and think it's the county fair. The shows on TV are for entertainment. We have fun, but we don't contrive things for entertainment value and promise we'll deliver a ghost in a jar or yank one out into the open with a hook."

Miller developed a passion for the paranormal when he had an unexplained experience as a youngster.

"I was in my bedroom and - I don't know how or why it happened - the closet door blew off the hinges and went flying across the room. My parents thought the door came down because I'd been swinging on it like a monkey. I was a little unnerved and slept on the couch for a month. But I started reading academic material on the subject to see if there was really something to this paranormal thing, and it's been my passion ever since."

The BHPI team has several black metal cases, or "spirit boxes" full of devices, contraptions and gizmos they use to detect the presence of wandering ghosts. There are electromagnetic field meters, binoptic cameras, infrared static cameras, digital audio recorders and more.

They've completed investigations of many haunted places in Deadwood and the surrounding area such as the Homestake Opera House, the Bullock Hotel, the Brothel Deadwood, the Lucky Nugget Casino and others.



Black Hills Paranormal Investigations team member LeAnn Harlan keeps an eye out for spirits during a recent visit to a private residence in Spearfish. Above/right, a device used by BHPI triggers when spirits are detected nearby.

As far as the fear factor goes, Miller said during late-night investigations he often finds himself keeping a close eye on BHPI Case Manager Mark Shadley, a retired police sergeant and seasoned law enforcement officer. If the former lawman starts showing

selling author Ann Charles, but there are many other famously haunted places and spaces around the state.

Author Chad Lewis has been researching paranormal activity in South Dakota, across the region, and around world for nearly 30 years and has written 25 books on the supernatural, including *The South Dakota Road Guide to Haunted Locations* as part of his “Unexplained” series. While Lewis has made many television appearances, he often speaks to local audiences and calls attention to some of the lesser known haunted sites such as Devil’s Gulch in Garretson and Spirit Mound State Historic Prairie near Vermillion.

“Spirit Mound’s legends date back as far as Lewis and Clark. In their journals, they wrote that once arriving upon Spirit Mound, their guides would go no further as they feared small creatures that looked like little people and were very good with poisonous arrows.”

He has explored many haunted sites in the Hills such as the Mount Moriah Cemetery and the Keystone Mount View Cemetery at the foot of Mount Rushmore. But Lewis has also studied spooky places in eastern South Dakota such as the Orpheum Theatre and Old Minnehaha Courthouse in Sioux Falls, Mount Marty College and Dakota

Visit these haunted sites if you dare

Here is our Top 10 list of the eeriest, scariest, most haunted places in South Dakota. Enter at your own risk:

- Bullock Hotel - Deadwood
- Adams House - Deadwood
- Old Minnehaha Courthouse Museum - Sioux Falls
- Dakota Theater - Yankton
- Hotel Alex Johnson - Rapid City
- Sioux San Hospital - Rapid City
- Lucky Nugget Casino - Deadwood
- Homestake Opera House - Lead
- Eastons Castle - Aberdeen
- Mount Marty College - Yankton



BHPI lead investigator Maurice “Mo” Miller discusses strategy with Deb Sutton and Kayleigh Johnson.

signs of fright or starts heading for the door, then it’s probably time to scam.

The Black Hills area is often considered a hotbed of paranormal activity of the kind depicted in local folklore and in the tales spun by best-

Theatre in Yankton, Eastons Castle in Aberdeen and others.

With Halloween coming up, Lewis encourages anyone interested in all things unexplained to get out and explore haunted sites and also to learn more about the history, lore and culture of different locations.

“I think people should venture out and see things for themselves and make their own determinations,” he said. “If you go out to Spirit Mound, make sure to leave an offering like a shiny rock or candy for the Little People. This will protect you from them getting followed home.”

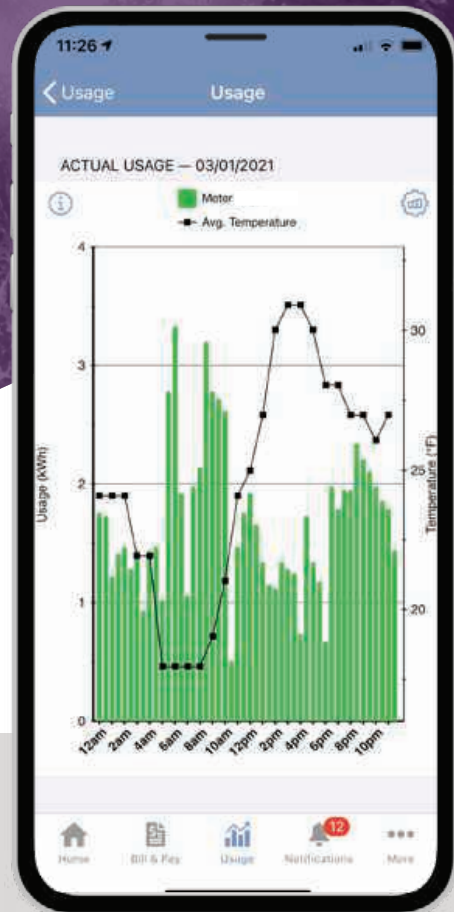


SMART COMMUNICATION

- Review billing history
- Make payments
- Monitor energy usage
- Get alerts on outages and other events



SIoux VALLEY
ENERGY
A Touchstone Energy® Cooperative



Manage your electric account like never before with Sioux Valley Energy's SmartHub app!

SmartHub goes beyond bill payments and usage tracking. This online and mobile app is also a powerful communication tool.

Report service interruptions and route account inquiries on the go. Be in the know with alerts from your cooperative.

...all in the palm of your hand and online.

General Inquiry & Outages: 800-234-1960 ■ www.siouxvalleyenergy.com ■ **Billing Questions: 877-511-8062**
Sioux Valley Energy is an Equal Opportunity Provider and Employer.



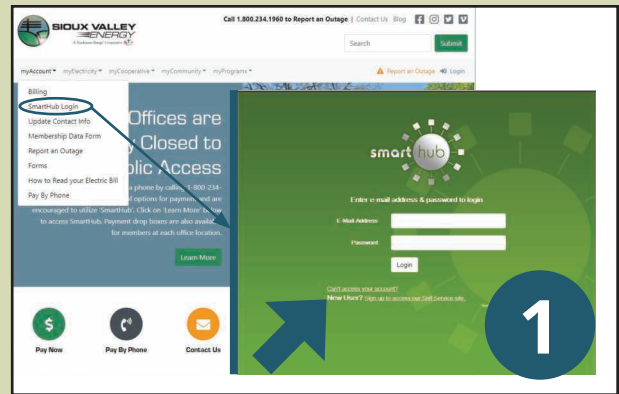
Download today!

www.smarthubapp.com

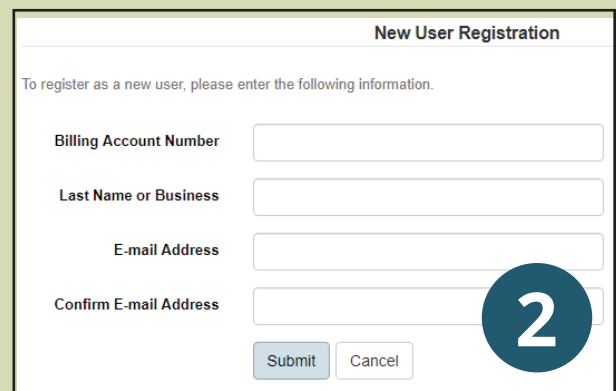
SMART MANAGEMENT. SMART LIFE. SMARTHUB.

INSTRUCTIONS for SmartHub online registration

1. Go to www.sioxvalleyenergy.com and select "My Account." Click the link toward the bottom of the SmartHub Login box to sign up as a new user.

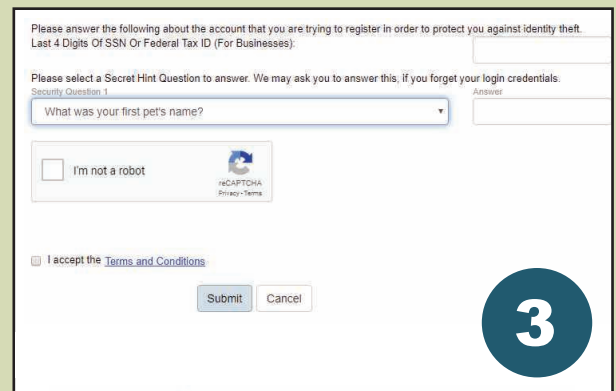


2. Fill in the information on the New User Registration screen.




3. Continue to follow the prompts.

(Hint: Use the last four digits of the main account holder's Social Security Number.)



4. Retrieve the temporary password from your email and login. The system will require you to change the password after the first login.

(Note: Check junk or spam folders if you do not receive the email.)



A PLACE TO GROW

Public libraries across the state continue to serve the needs of their communities as places to go for a wide range of experiences.

South Dakota's public library system grows and adapts to an ever-changing cultural and technological landscape

Billy Gibson

billy.gibson@sdrea.coop

The state's public library system got its start even before there was a state.

In 1886, three years before South Dakota achieved statehood, the Howard Public Library was chartered and quickly became a point of pride for the people of present-day Miner County.

The contents of the library have long since been relocated to a modern facility in the town's Municipal Building, but the original structure can still be visited at Prairie Village in nearby Madison.

As the first of its kind in the state, the Howard Public Library is still a thriving entity and serves as a testament to the versatility and resiliency of the state's library system. Standing strong through world wars, recessions, depressions, funding pressures, political challenges and

changes in culture and contemporary lifestyles, South Dakota's libraries are still delivering the goods - and the books - in their respective communities.

Mary K. Schlim is the head librarian in Howard and says the community takes a lot of pride in being home to the state's first facility. She takes an optimistic view of the future of libraries...as long as they continue to adapt.

"I think libraries have a bright future," she said. "You just have to keep updating and modernizing and keeping up with the trends and the technology. We have the computers, but we're adding new books all the time. There will always be demand from people who want an actual, physical book to read. There will always be a need for libraries."

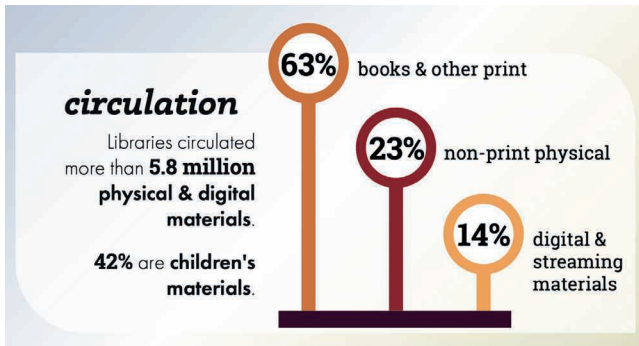
Schlim said her facility is open six days a week with more than 14,000 books on the shelves, five public

computers with internet access, 37 subscriptions to magazines and periodicals, and free WiFi access.

In the year prior to the pandemic, 3.7 million visits were made to the state's 107 public libraries while nearly half the state's residents held a library card. In 2019, more than 600 of the state's citizens were employed at a public library, and a collective 5.8 million digital and physical materials were circulated.

Brenda Hemmelman, access and development services director for the state library system, said libraries return \$4 in various programs and services for every \$1 invested. She describes libraries as a sound investment in communities large and small.

Hemmelman recently announced the distribution of nearly \$2 million in grant money disbursed to a total of 78 public, local school and academic libraries across the state. The grant money came from the Institute of Museum and Library Services (IMLS) through American Rescue Plan Act (ARPA) funds.



“This will help our libraries invest in infrastructure, technology and materials that will serve their patrons through modern, innovative facilities and practices well into the future,” Hemmelman said.

Grant-funded items include the following:

- Technology to replace old computer equipment
- Podcasting equipment
- Digitization equipment
- Books, audio books, e-books
- 3D printers and other makerspace equipment
- Furniture with embedded technology
- Library automation software
- SMART boards/Promethean boards for classroom teaching and displays.

The state system also purchased an additional \$76,000 worth of audiobooks and e-books for the South Dakota



Titles to Go (SDTTG) consortium with funds from IMLS through ARPA. Hemmelman said SDTTG program usage increased 18 percent from 2019 to 2020 as users checked out more than 400,000 titles.

Hemmelman said libraries face an ongoing challenge to remain relevant and useful in a rapidly changing technological

landscape. She said libraries were fortunate to receive the recent grant money after 96 percent of the state’s facilities closed temporarily during the pandemic.

She was quick to note, however, that 86 percent continued to provide public services even though the physical facility may have been closed. More than 80 percent provided outside or curbside checkout services and all of them increased access to digital materials.

For Hemmelman, those indicators point to a promising future for the state’s public library system.

STATE LIBRARY DIGITIZES 41 VOLUMES OF SOUTH DAKOTA HISTORICAL COLLECTIONS



As the South Dakota State Historical Society celebrates its 120th year, the South Dakota State Library has digitized all 41 volumes of the South Dakota Historical Collections. From 1902 to 1982, this series was published biennially by the Department of History (now the South Dakota State Historical Society) as part of its mission to collect, preserve and make accessible the history of the state. All 41 volumes are now available via the Featured Collections section of the South Dakota State Library’s Digital Collections.

These volumes cover a wide array of topics and are a valuable resource for students, teachers, and scholarly researchers. Six editors presided over the South Dakota Historical Collections during its run, including Doane Robinson, Will G. Robinson and Dayton Canaday. Their different editing styles and interests are evident throughout the volumes. Taken as a whole, the series represents an evolution in perspectives on the state’s history, heritage and culture. In 1989, an index to the collection was compiled and published to aid researchers.

The South Dakota State Library serves as the state’s depository for current and historical state agency publications, some of which go back to territorial days.

The South Dakota State Library’s Digital Collections reflect the history and culture of South Dakota. Primarily of interest to librarians, researchers, and genealogists, the digital collections include newspaper articles, South Dakota library photographs, state government annual reports and research reports, South Dakota Codified Laws, Session Laws, House and Senate Journals and more. Access the collections at: sdsdl-montage.auto-graphics.com/.



The Ramona Fire Department was recently awarded a \$5,000 grant to be used towards purchasing components to assemble a new tanker truck.

ROUNDING UP ADDS UP

Over \$28,000 awarded this quarter

Carrie Vugteveen
Vice President of Public Relations

The Sioux Valley Energy Operation Round Up Board of Trustees met in September to review grant applications. More than \$28,000 was approved to be used towards scholarships and 12 area organizations and communities. ORU Directors include: Ann Vostad, Brookings County; Alvina Harvey, At-large; Dan LaRock, Rock County; Greg Benda, Lake County; Joyce DeClerk, Moody County; Connie Hillard, Pipestone County and Jeff Thompson, Minnehaha County.

Operation Round Up started in the year 2000. Since that

time, nearly \$2 Million has been distributed to worthy causes throughout the Cooperative's service territory.

MEMBERS MAKE IT POSSIBLE

Sioux Valley Energy members contribute to ORU by having their electric bill rounded up to the next highest dollar and that money is collected for Operation Round Up. Many Sioux Valley Energy employees also help by deducting a small amount from their paychecks.

Learn more about Sioux Valley Energy's Operation Round Up program at <https://www.siouxvalleyenergy.com/my-community/operation-roundup>.

The next application deadline for Operation Round Up is Nov. 20.

GRANT AWARDS

- Calm Waters
- City of Beaver Creek
- Flandreau Fire Department
- Hill-Beaver Creek ISD #671
- Historic Pipestone Incorporated
- Kids Chess Inc
- Nunda Sheron-Faiferlick American Legion Post 105
- Ramona Fire Department
- South Dakota Freedom Hunts, Inc
- SWWC Foundation for Innovation in Education
- Team of Angels Foundation
- Woodstock Community Club



HARVEST SAFETY

Don't forget about electrical safety this year while out in the field

Harvest is a busy time of year, but Sioux Valley Energy reminds farmers to take the time to be safe. Use the following guidelines to stay safe around electrical facilities while harvesting.

SPOTTER

Get a spotter to be sure you are staying at least 10 feet away from power lines on all sides, keeping in mind that field cultivators and sprayers can reach as high as 12 feet.

STUDY

Educate yourself on any new equipment you may have purchased recently. New equipment has higher antennas and wider attachments than ever before. What cleared in previous years may not in your new

ride. Know what you're working with.

SAGGING

If you see a power line sagging on your property, contact Sioux Valley Energy to fix it. That's their job!

SEARCH

Sometimes trees or brush can make power lines difficult to see. Don't just glance up, really take a minute to search your surroundings when moving equipment.

Hitting a power line can be scary. In certain situations, there may be a lot of noise, which will likely cause you to instinctively run—you've got seconds to understand what's happening and respond appropriately. Do you know what

to do if you come in contact with a power line?

STAY PUT


Unless there is a fire, you need to stay calm and stay in the vehicle. Touching the ground and the vehicle at the same time (i.e. stepping out of the equipment) can be deadly. Don't risk becoming a conductor for the electricity to move from the vehicle to the ground through you, stay put. Even if it's loud.

CALL FOR HELP

Call for help from the vehicle if possible. 911 is a good place to start, especially if you don't know Sioux Valley Energy's phone number. If you don't have your phone, try radioing for help. If someone comes to assist you, they need to stay at least 30 feet away from the vehicle until professional help has arrived.

JUMP CLEAR

If there is a fire forcing you to leave, or you have no way of calling for help, jump clear of the equipment. Jump with your feet together and with your arms folded across your chest, as far away from the vehicle as possible. Be sure you are not touching the equipment and the ground at the same time. Then, shuffle (tiny, quick steps) away. The ground may be electrically charged in varying points surrounding the vehicle so quick, short, shuffle steps (never allowing your feet to break contact with the ground) are important.



**Pheasant Hunting Season
Opening Day
October 16, 2021**

To have your event listed on this page, send complete information, including date, event, place and contact to your local electric cooperative. Include your name, address and daytime telephone number. Information must be submitted at least eight weeks prior to your event. Please call ahead to confirm date, time and location of event.

**SEPTEMBER 24-25
Holiday Arts Fall Show**
Masonic Hall, Mitchell, SD,
605-359-2049

**SEPTEMBER 25
Harvest Festival Supper**
West Nidaros Lutheran
Church, Crooks, SD,
605-212-5730

**SEPTEMBER 25-26
Menno Pioneer Power Show**
Menno, SD, contact Daniel at
mennopowershow@yahoo.com
for more details

**SEPTEMBER 25-26
Reza: Edge of Illusion**
Oscar Larson Performing Arts
Center, Brookings, SD, tickets
on sale at
<http://www.RezaLive.com>

**SEPTEMBER 30
7th Annual Taste of
Sioux Falls**
Washington Pavilion, Sioux
Falls, SD, 605-367-6000

**SEPTEMBER 30 -
OCTOBER 3
Festival of Books**
Various Locations, Deadwood,
SD, 605-688-6113

**OCTOBER 1-3
SiouxperCon**
1201 N West Avenue, Sioux
Falls, SD, visit siouxpercon.com
for more details and tickets

**OCTOBER 2
Pumpkin Train**
Prairie Village, Madison, SD,
605-256-3644

**OCTOBER 7-10
Annual Great
Scarecrow Festival**
Campbell Park, Huron, SD,
605-354-0491

**OCTOBER 8-9
Junkin' Market Days**
W.H. Lyon Fairgrounds, Sioux
Falls, SD, 605-941-4958

**OCTOBER 8-10
Pumpkin Festival**
Country Apple Orchard,
Harrisburg, SD, 605-743-2424

**OCTOBER 9-10
Sioux Falls Quilters' Guild
Bi-annual Quilt Show - "Fall
in Love with Quilting"**
Sioux Falls Convention Center,
Sioux Falls, SD, for more info
visit siouxfallsquiltersguild.com
or send an email to
sfqg2021show@gmail.com

**OCTOBER 11
Native American Day
Celebration**
Crazy Horse Memorial, Crazy
Horse, SD, 605-673-4681

**OCTOBER 16-17
Heartland Quilter's Guild**
Highland Conference Center,
Mitchell SD, Contact Karen at
605-996-6726 for more info

**OCTOBER 16-17
KELOLAND Living Arts
& Crafts Show**
Best Western Plus Exhibit Hall
& Annex, Sioux Falls, SD, email
events@keloland.com for
more info

**OCTOBER 22-23
Governor's South
Dakota Showcase**
1201 N West Avenue, Sioux
Falls, SD, 605-773-3301

**OCTOBER 23
Hartford Women of Today
Craft Fair**
West Central School, Hartford,
SD, 605-359-2049

**OCTOBER 30
16th Holiday Shopping
Extravaganza**
Davison County Fairgrounds,
Mitchell, SD, call Cindy at
605-999-8563 for more info

**OCTOBER 30
Scare in the Square**
Main Street Square, Rapid City,
SD, 605-716-7979

**OCTOBER 30
Yankton's Harvest
Halloween**
Downtown, Yankton, SD, email
mandi@bostonsyankton.com
for more info

**NOVEMBER 19-20
Holiday Arts Christmas Show**
Masonic Hall, Mitchell, SD,
605-359-2049

**Note: Please make sure to
call ahead to verify the event
is still being held.**